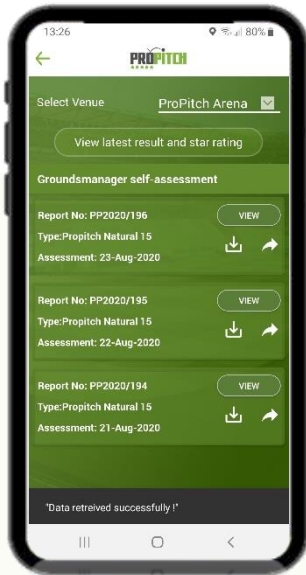




PORTAL & APPS

PROpitch
★★★★★

ASSESSMENTS



SCORE RATING



DATA COMPARISON



INDIVIDUAL TEST TREND



TREND GRAPHS



ProPitch App

Enabling grounds managers and consultants to perform assessments in the field from any mobile device.

Available on iPhone & Android



Mobile APPs



MOBILE APPLICATIONS



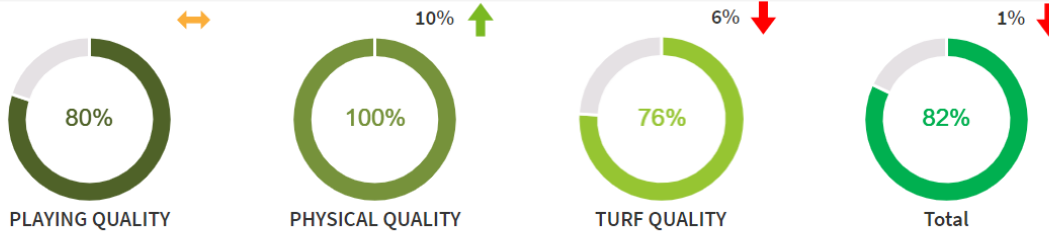


Hello, Niall
Grounds Manager



- Dashboard
- Start Assessment
- View Result
- Notes and Pitch Matters
- Shared Assessment
- Message
- Manage Account
- Support
- Notifications
- Message Consultant

This pitch has achieved a rating of 4 stars



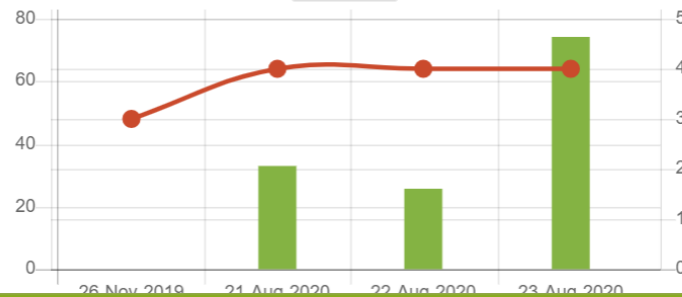
Venue Detail

Venue: ProPitch Arena
Venue Id: VN000273



Current Last Week Last Month Last 6 Month

Custom



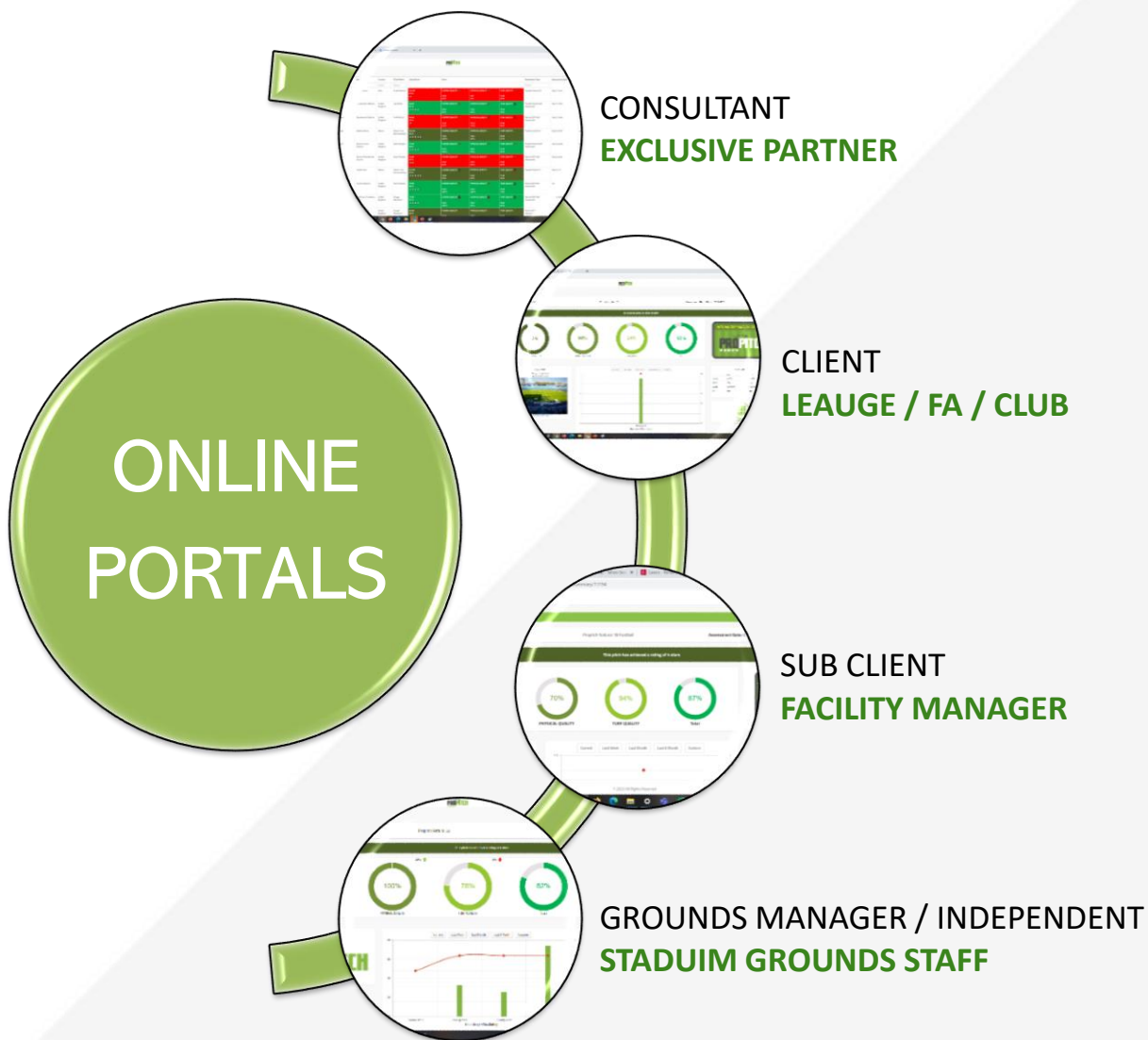
Test Conditions

	Start	End
Temp	14.0 °C	14.0 °C
Rh %	76%	76%
Wind	10.80km/hr	10.80km/hr
Per	1011	1011

ProPitch Online Portal

A unique Sports turf management tool which provides managers, consultants & grounds managers the ability to manage sports pitch performance all year.

<https://assess.propitch.online/>





SELF ASSESSMENT KIT

- A groundsman kit at a very accessible price
- Easy to use
- Transport friendly and in one box
- Bespoke branding available



PROPITCH KIT



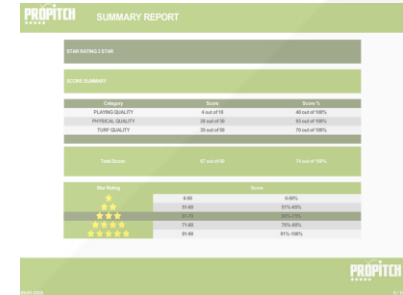
PROPitch OR BESPOKE

- ProPitch Assessment
- Self Assessment
- **YOU** choose assessment
- **YOU** choose Frequency
- **YOU** make decisions
- **WE** just help where and when you need it

ProPitch -18	ProPitch -15	Self Assessment	Bespoke Assessments
Shock absorption			
Surface Deformation			
Energy restitution			
Ball Rebound	Ball Rebound		
Ball Roll	Ball Roll		
Traction	Traction	Traction	Traction
Levels	Levels	Levels	
Hardness	Hardness	Hardness	Hardness
Infiltration	Infiltration	Infiltration	
Moisture	Moisture	Moisture	
Grass Percentage	Grass Percentage	Grass Percentage	
Weed Grasses	Weed Grasses	Weed Grasses	
Height of Cut	Height of Cut	Height of Cut	
Thatch	Thatch	Thatch	
Roots	Roots	Roots	
Sward Colour	Sward Colour	Sward Colour	
Appearance	Appearance	Appearance	
Disease	Disease	Disease	
Insects	Insects	Insects	

SHARE ON THE PITCH

- All on the mobile APP. You can record results and publish report on the pitch on the APP.
- See previous reports and trends
- Share the report with other ground staff and complete the assessment at the same time.
- Download the current report or previous



SUMMARY REPORT

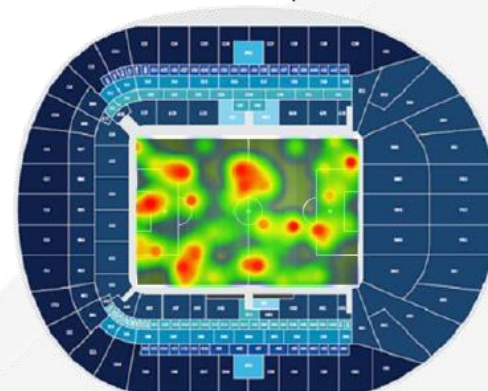
2. PHYSICAL QUALITY		PITCH ZONE SCORE										
TEST	Ranges	1	2	3	4	5	6	Average Total Pitch Score	Previous Average Pitch Score	Possible Rating	Awarded Rating	Awarded Score (%)
Evenness 3m Straight Edge (mm)	0 - 10									10		
	11-15									7		
	16 - 20	8	10	6	8	6	8	7.7	0	5	10	100
	>20									3		
	70 - 85									10		
Hardness (g)	60 - 69/95-100									5		
	50 - 59/101 - 110	69	62	66	61	71	66	66	66	4	5	80
	>110<50									0		
	200+									10		
	100 - 199									5		
Infiltration Rate (mm/hr)	50 - 99	250	250	250	250	250	250	250	1300	3	10	100
	0 - 49									0		
	200+									0		
Moisture Reading at 40 mm	(%)	26.5	27	26	26	24	27	26.8	14.5	N/A	N/A	N/A
								Section Total Score	3 - 30	26		
									0 - 100%	93%		

PHYSICAL QUALITY - PITCH HARDNESS – CLEGG HAMMER (g)

Hardness (g)



Heat Map



MATCH DAY - WEATHER FORECAST

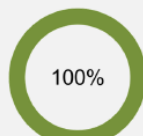
1300	1400	1500	1600	1700	1800
20°	20°	21°	22°	21°	20°
52%	44%				
21	41				

The weather in the lead up to kick off is likely to be prevailing for the second half. Moderate to strong N

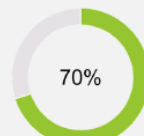
PRO PITCH SYSTEM DETAILED TEST REPORT



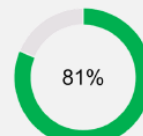
PLAYING QUALITY



PHYSICAL QUALITY



TURF QUALITY



Total

Note: % changes from previous assessment shown beside graph.

CONDITIONS DURING TEST

Surface Condition (Dry or wet)	Dry
Air Temperature (°C)	15.6
Surface Temperature (°C)	14.5
Humidity (%RH)	47
Maximum Wind Speed (m/s)	1.1
Signature	Gary Lee
Date	12/09/2020

70 - 85
60 - 69 / 86 - 100
50 - 59 / 101 - 110
>110/<50